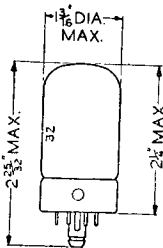
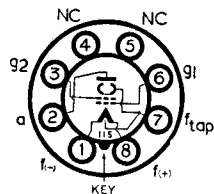


3D6  
3Q4  
3Q5GT



Replacement Type  
**TYPE 3D6**  
(LOCTAL BASE)  
BATTERY OUTPUT  
BEAM TETRODE

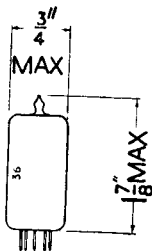


**RATINGS**

Filament Voltage	...	...	...	...	2.8	} or {	1.4	volts
Filament Current	...	...	...	...	0.11		0.22	
Anode Voltage	...	...	...	...	...	...	180	volts max. (Absolute)
Screen ( $g_2$ ) Voltage	...	...	...	...	...	...	135	volts max.
Cathode Current	...	...	...	...	...	...	30	mA max.

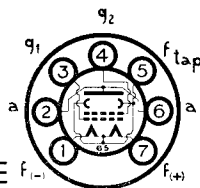
**OPERATING CHARACTERISTICS (Parallel Filaments)**

Anode Voltage	...	...	...	...	...	90	135	volts
Anode Current	...	...	...	...	...	9.5	9.8	mA
Screen Voltage	...	...	...	...	...	90	90	volts
Screen Current	...	...	...	...	...	1.6	1.2	mA
Control Grid ( $g_1$ ) Voltage	...	...	...	...	...	-4.5	-4.5	volts
Anode Impedance	...	...	...	...	...	0.10	0.15	meg.
Mutual Conductance	...	...	...	...	...	2.4	2.4	mA/V
Optimum Load	...	...	...	...	...	8,000	12,000	ohms
Power Output	...	...	...	...	...	0.27	0.5	watts

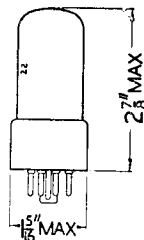


B7G Base

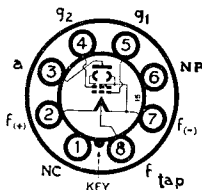
Replacement Type  
**TYPE 3Q4**  
MINIATURE BATTERY  
OUTPUT BEAM TETRODE



Except for the base connections, type 3Q4 is identical to type 3V4, to which reference should be made



Replacement Type  
**TYPE 3Q5GT**  
BATTERY OUTPUT  
BEAM TETRODE



For characteristics refer to type 3V4.